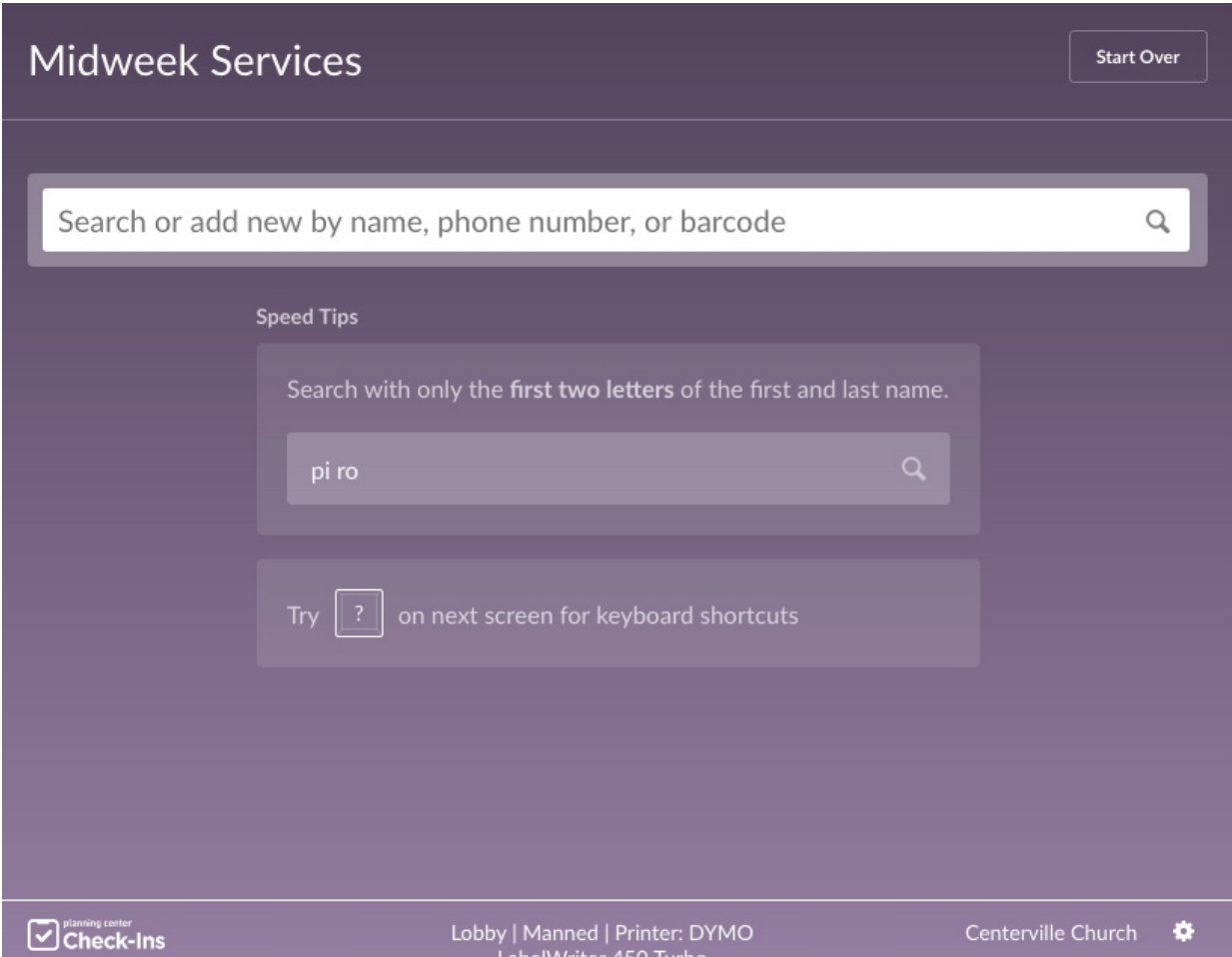


# Check-Ins Station Types

## Manned Station

A Manned Station is great for checking in new people. It needs to have a designated person who can access information in the database. Manned stations should be available for trusted volunteers because sensitive information is accessible in the search.



## Self Station

A Self Station allows a person to quickly check in members of the household by checking in with their phone number or scanning a code. It's used by returning families who have checked in before. No staff or volunteer person is required.






**Roster Station**

A Roster Station is a digital class list, which allows a teacher to check who arrives at their class. Rosters populate based on the people who have previously checked into the location or event.

Daycare ▼ Switch to Check Out Start Over

Search or add new by name, phone number, or barcode Q

5 people checked in First Name ▼

<input checked="" type="checkbox"/>	 <b>Chris Armitage</b> 8:00am Orange Tigers <span>⋮</span>
<input type="checkbox"/>	 <b>Ethan Armitage</b> 8:00am Orange Tigers <span>R</span> <span>✎</span>
<input checked="" type="checkbox"/>	 <b>Eve Armitage</b> 8:00am Orange Tigers <span>⋮</span>

If you don't need teachers to check in students, but you want them to have access to a class list of people who are currently checked in, set the station to *default to checkout mode* from the [Station Settings](#).

# Station Type Comparison

Function	Station Type		
	Manned	Self	Roster
Check-ins only allowed during Event show/hide times		✓	✓
Prints labels automatically	✓	✓	✓
Prints one security label per household	✓	✓	
Allows Checked In By selection	✓	✓	
Allows Checked Out By selection	✓		
Allows Check Out	✓		✓
Displays Not Authorized warning during Check Out	✓		✓
Create new people	✓		✓
Edit profile information	✓		✓
Search by security code	✓		
Search by phone number, barcode, or mobile pass	✓	✓	✓
Search by name	✓		✓
Use with Church Center App	✓	✓	